


POOL COPING

PRODUCT DATA SHEET



Scan me for more info.



INDIANA LIMESTONE - FULL COLOR BLEND™
Limestone - Pool coping, bull-nosed edge

A complement to the surrounding landscape, natural stone pool coping is as practical as it is attractive. Natural stone is durable and resists freeze-thaw cycles.

BULL-NOSED EDGE

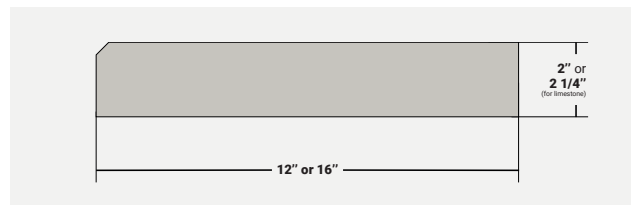

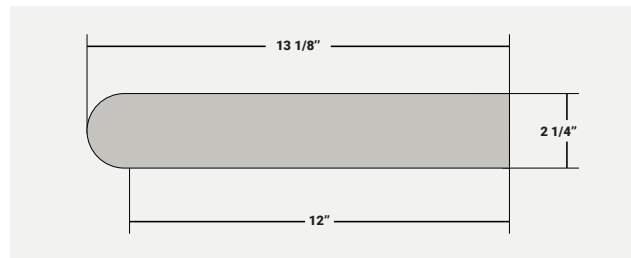
Shape	Dimensions	Thickness
	13 1/8" x 48"	2 1/4"

Only available in **INDIANA LIMESTONE - FULL COLOR BLEND™**



CHAMFERED EDGE

Shape	Dimensions	Thickness
	12" x 24"	2 1/4" Limestone 2" Granite 2" Marble
	16" x 24"	2 1/4" Limestone 2" Granite 2" Marble



STONES

- INDIANA LIMESTONE - FULL COLOR BLEND™***
Limestone - Smooth top, Sawn sides
- INDIANA LIMESTONE - FOSSIL BEIGE™***
Limestone - Smooth top, Sawn sides
- CALEDONIA™ NEW**
Granite - Thermal top, Sawn sides
- EASTERN GRAY™**
Granite - Thermal top, Sawn sides
- SAINT HENRY BLACK™**
Granite - Thermal top, Sawn sides
- GEORGIA MARBLE™ PEARL GREY™**
Marble - Sandblasted top, Sawn sides

*Note: Cement-based damp-proofing should be applied to the back and all unexposed sides of the pavers to protect the limestone from moisture and prevent staining.

POOL COPING

PACKAGING INFORMATION

POOL COPING							
Products	Size	Thickness	Quantity per crate	Units per crate	Weight per crate (Lbs)		
					Limestone	Granite	Marble
Bull-nosed edge	13 1/8" x 48"	2 1/4"	48 ln.ft.	12	1,478	N/A	N/A
Chamfered edge	12" x 24"	2 1/4" Limestone 2" Granite and Marble	48 ln.ft.	24	1,356	1,375 - 1,478	1,475
	16" x 24"	2 1/4" Limestone 2" Granite and Marble	48 ln.ft.	24	1,788	1,814 - 1,950	1,867